



# TUBE 75



## Areas of application

High-End LED TUBE Made in Germany, sustainable and 90% recyclable:

- Industrial areas, for example production halls, warehouses, trade centers
- Offices, schools, hotels
- Wholesale stores, garages, public buildings

## Product benefits

Highest quality and maximum energy saving:

- Up to 80% energy savings
- Lowest CO<sub>2</sub> Carbon Footprint on the market, reduce of CO<sub>2</sub>-output about 75%
- Lifetime >50.000 hours
- Samsung LEDs
- Direct retrofit for luminaires with CB by replacing lamps and starters
- With electronic lighting ballasts, the GLT TUBE can be installed only by qualified professionals
- Conversion possible as purchase, rental or leasing



article-no.	description	cover	colour temperature	luminous flux
1001750230202003	GLT TUBE 75 M 3K+	Milky 120°	3.000K	1.400 lm
1001750240203003	GLT TUBE 75 M 4K++	Milky 120°	4.000K	2.000 lm
1001750250203003	GLT TUBE 75 M 5K++	Milky 120°	5.000K	2.000 lm
1001750530202003	GLT TUBE 75 D 3K+	Diffuse 150°	3.000K	1.300 lm
1001750540203003	GLT TUBE 75 D 4K++	Diffuse 150°	4.000K	1.900 lm
1001750550203003	GLT TUBE 75 D 5K++	Diffuse 150°	5.000K	1.900 lm
1001750150203003	GLT TUBE 75 C 5K++	Clear 90°	5.000K	2.000 lm



## Product data | GLT TUBE 75

Certificates:	CE, ENEC 05 DEKRA, Made in Germany
Photobiological protection class:	0
IK protection class:	10
Operating temperature:	-40°C to +70°C
Switching cycles before failure:	>1.000.000
Energy efficiency class:	A++
Warranty:	3 years

Socket/base:	G13/T8
Cover:	Milky, Diffuse, Clear
Length:	75 cm
Weight:	238 g
Dimensions:	75,5 cm x 2,8 cm Ø



## Photometric characteristics

Beam angle:	90°, 120°, 150°
Lumen:	1.300 lm - 2.000 lm
Colour temperature:	3.000K, 4.000K, 5.000K
Colour rendering index:	Ra 92 - Ra 94
L70 (70% luminous intensity):	L70 = 130.000 hours

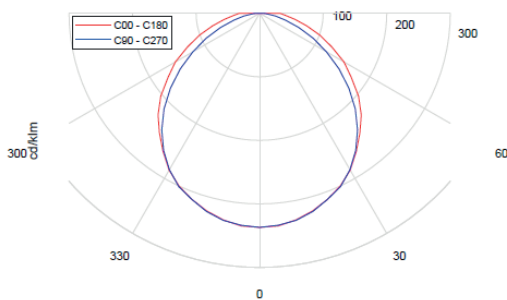
## Electrical characteristics

Input voltage:	230 Volt
Consumption:	12 W
Operating frequency:	50 - 60 Hz
Lifetime:	>50.000 hours
Power factor:	>95
Power consumption:	12,0 kWh/1.000 h

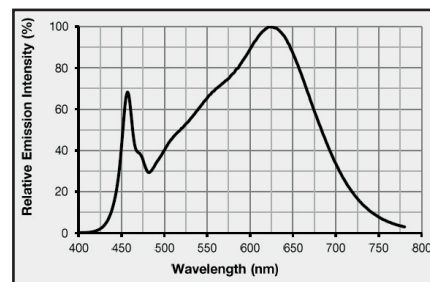
## Start up

1. Switch off the power supply
2. Remove conventional lamp
3. Remove starter
4. Snap the GLT dummy in the starter holder
5. Insert GLT TUBE into the lamp socket
6. Turn the GLT TUBE 90°
7. Turn on power and check that the lamp starts

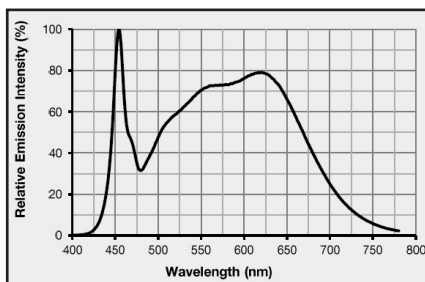
## light distribution



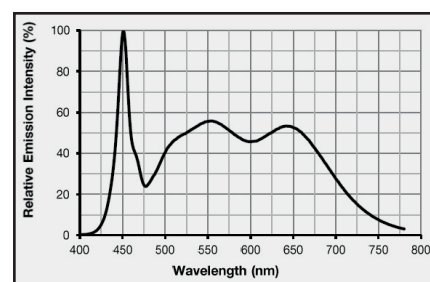
## light spectrum 3000K



## light spectrum 4000K



## light spectrum 5000K



The luminaire complies with the basic requirements of the applicable EU directives and product safety law and carries the CE mark and ENEC 05 DEKRA. Please consult your consultant if the luminaire is to be used in chemically polluted environments, under increased ambient temperatures or high or condensing humidity.