



®gtl® FIXE TRA rail system



Areas of application

GLT FIXE rail system for GLT FIXE LZF moisture lamp for 1-2 GLT TUBES:

- Industrial areas, for example production- and logistic halls, warehouses, trade centers
- Offices, schools, hotels
- Parking garages
- Public buildings, wholesale stores

Product benefits

Highest quality and maximum energy saving:

- Trunking system for GLT Fixe LZF moisture lamp with LED tubes without ballast
- Flexible continuous rail lengths with freely selectable spacing
- Profiled sheet steel, galvanised, painted white on the outside
- Low installation height
- Simple pendant mounting on cables or chains
- Individual cable routing in the trunking profile
- Up to 80% energy savings with GLT TUBES
- Lifetime >30 years



article-no.	description
1701300000000122	GLT FIXE TRA rail system 58/2
1701450000000133	GLT FIXE TRA rail system 58/3
1700000000000100	GLT FIXE TRA rail hanger
1701000000000102	GLT FIXE TRA rail end cover
1701150000000111	GLT FIXE TRA rail connector
1701150000000210	GLT FIXE TRA luminaire connector
1701000000000103	GLT FIXE TRA blind cover 58/11538
1700300000000000	GLT FIXE TRX knotted chain 30 m
1700000000000000	GLT FIXE TRX chain hanger



Product data | GLT FIXE TRA rail system

Certificates:	CE, Made in Germany		
IP protection class:	IP 65 with GLT FIXE LZF moisture lamp		
Operating temperature:	-40°C to +70°C		
Energy efficiency class:	A - B with GLT TUBE		
Warranty:	5 years		
Socket/base:	G13/T8		
Cover:	Without cover		
Material:	Supporting rails and gear trays made of profiled steel sheet, white pre-lacquered outside		
Net weight:	TRA 58/2:	2,2 kg	
	TRA 58/3:	3,4 kg	
Dimensions (L x B x H):	TRA 58/2:	3065 x 65 x 30	
	TRA 58/3:	4595 x 65 x 30	
Packaging unit:	1 piece		



Electrical data

Input voltage:	230 Volt
Operating frequency:	50 - 60 Hz
Lifetime:	>30 years

Mounting Attachment or pendulum mounting on ropes or chains. The individual rails can be mounted easily, quickly and without tools using the TRA rail connector.



Accessories



The luminaire complies with the basic requirements of the applicable EU directives and product safety law and carries the CE mark. Please consult your consultant if the luminaire is to be used in chemically polluted environments, under increased ambient temperatures or high or condensing humidity.